

SINGER
145W101,W201,W301

LIST OF PARTS



MACHINES
Nos. 145w101, 145w201
and 145w301

THE SINGER MANUFACTURING COMPANY

INDEX

Copyright, U. S. A., 1919, 1925, 1934,
1937 and 1938
by The Singer Manufacturing Co.
All Rights Reserved for all Countries

	Page
Accessories	31
Bobbin Winder	31,34
Foot Lifter and Starting Treadle	32,35
Machine No.145w101	5
" " 145w201	17
" " 145w301	30
Miscellaneous Parts	36
Numerical List of Parts	37
Obsolete Parts	36
Thread Unwinder	33

From the library of: Diamond Needle Corp

INSTRUCTIONS FOR ORDERING

In ordering from this list, use **ONLY** the **PART** number in the **FIRST** column.

The number stamped on a Sewing Machine Part is the number of the Single Part only, except when the part includes Set Screws, Clamping Screws, Studs and Rollers Spun on, Small Wires riveted, or Parts soldered together, etc., which it is necessary to furnish in combination.

Every combination of parts sent out has its specific number which, although not stamped on Parts (except in above case), must be used when ordering the combination.

Each number always indicates the **SAME PART** in whatever list it appears, or for whatever Machine.

The letters after some of the numbers indicate the style of finish only, as follows:

- A. Hardened, Polished and Plated.
- B. Polished and Plated.
- C. Hardened only.
- D. Polished only.
- E. Soft, not polished.
- F. Hardened and Polished.
- H. Blued.
- J. Nickel Plated only.
- R. Merlized.
- Y. Black Nickel Plated only.

These letters **MUST BE USED** when they appear in the list and **AFTER** the number, as in the list.

In this series


200001 to 201500 and 350001 to 351500 are Screw Numbers.
201501 to 201800 and 351501 to 351800 are Nut Numbers.
201801 to 202000 and 351801 to 352000 are Roller Numbers.
202001 to 350000 are Numbers of Machine Parts.

The figures in the second column refer only to the plate in which the illustration of the part is shown and are **NOT TO BE USED** in ordering.

Two or more numbers over a cut indicate that the difference between such parts is not visible in an illustration.

Parts marked with an asterisk (*) are furnished only when repairs are made at the factory.

LIST OF PARTS COMPLETE FOR



MACHINE No. 145w101

Two needle lock stitch machine with compound feed and high lift alternating pressers.

For automobile work, tents, awnings, furniture upholstery, leather coats, etc.

Has a high arm with a working space of 10 inches to the right of the needle.

Made in gauges from 1/4 to 2 1/2 inches.

No.	Plate	Name
*265311	-----	Arm with two 240174
264640	-----	" Base, 1-1/2 in. high
204235	14327	" " Position Pin (2)
224002	16154	" Cap
200273H	14327	" " Screw
202248	14327	" " " Washer
204235	14327	" Position Pin (2)
350390E	16101	" Screw (3)
202005	14327	" " Washer (3)
240102	16104	" Shaft with 200357E and 224392
264641	16104	" " Bushing (back) with 202244
202244	-----	" " " " Oil Packing (wick)
200071E	16101	" " " " Screw (3)
207080	16153	" " " (front) with 202244
202244	-----	" " " " Oil Packing (wick)
200502B	14327	" " " " " Thumb
		Screw
200338C	14327	Arm Shaft Bushing (front) Set Screw
264602	16104	" " Connection Belt

PARTS FOR MACHINE No. 145w101

No.	Plate	Name
265225	16161	Feed Dog, 35 needle hole, for needles sizes 25 and 26, in gauges from 9/16 to 31/32 in., in steps of 1/32 in., for 265255
265226	16161	Feed Dog, 35 needle hole, for needle sizes 25 and 26, in gauges from 1 to 1-31/32 in., in steps of 1/32 in., for 265256
265227	16160	Feed Dog, 35 needle hole, for needle sizes 25 and 26, in gauges from 2 to 2-1/2 inches, in steps of 1/16 in., for 265257
201063E	16151	Feed Dog Screw (2)
201229D	16151	" " Support Screw
201537E	16151	" " " " Nut
264635	16104	" Driving Connection with 200049D and 202330
201171C	16106	Feed Driving Connection Hinge Screw
202277		" " " " " Oil Packing (wick)
201517E	16106	Feed Driving Connection Hinge Screw Nut
202330	-----	" " " Oil Packing (wick)
200049D	16106	" " " Pinch Screw
237521	16153	" " Eccentric Regulating Bracket
237043	-----	" " " " "
		237521 with 224108, two each 200356C and 201525E
224108	16153	Feed Driving Eccentric Regulating Bracket Flange with 200383C and 200437C
200437C	16106	Feed Driving Eccentric Regulating Bracket Flange Position Screw
200383C	16101	Feed Driving Eccentric Regulating Bracket Flange Set Screw
200256C	16106	Feed Driving Eccentric Regulating Bracket Hinge Screw
201525E	16106	Feed Driving Eccentric Regulating Bracket Hinge Screw Nut
202301	16106	Feed Driving Eccentric Regulating Bracket Plunger
237523	16106	Feed Driving Eccentric Regulating Bracket Plunger Spring
200607C	16106	Feed Driving Eccentric Regulating Bracket Plunger Spring Stop Screw
200256C	16106	Feed Driving Eccentric Regulating Bracket Stop Screw
201525E	16106	Feed Driving Eccentric Regulating Bracket Stop Screw Nut
200429C	16106	Feed Driving Eccentric Regulating Screw

PARTS FOR MACHINE No. 145w101

No.	Plate	Name
200383C	16101	Feed Driving Eccentric Regulating Screw Check Screw
264655	16104	Feed Driving Rock Shaft
223652	16106	" " " " Crank with 200019E
200019E	16106	Feed Driving Rock Shaft Crank Pinch Screw
202625	16106	Feed Driving Rock Shaft Stop Collar with two 200383C (2)
200383C	16101	Feed Driving Rock Shaft Stop Collar Set Screw
224154	16106	Feed Lifting Cam with 201220C
264637	16106	" " " Fork with 200173D and 223655
350197E	16106	Feed Lifting Cam Fork Screw
225837	16106	" " " " " Washer
223655	-----	" " " Oiling Felt
200173D	16106	" " " " " Screw
201220C	16109	" " " Set Screw
264656	16104	" Regulating Spindle with 202443, 202619 and 264657
*264657	-----	Feed Regulating Spindle Head
202443	16109	" " " " Pin
202619	16109	" " " " Position Pin
264660	16104	Foot Lifter Lifting Lever with 264518
200215H	16109	" " " " Hinge Screw
265013	16153	" " " " Latch
227224	16109	" " " " Collar with 201052C
201052C	16109	Foot Lifter Lifting Lever Latch Collar Set Screw
265014	16158	Foot Lifter Lifting Lever Latch Handle with two 201052C
201052C	16109	Foot Lifter Lifting Lever Latch Handle Set Screw
265015	16109	Foot Lifter Lifting Lever Latch Spring
227116	16109	" " " " " " Adjusting Collar
265027	-----	Foot Lifter Lifting Lever Latch Spring Adjusting Collar 227116 with 201052C
201052C	16109	Foot Lifter Lifting Lever Latch Spring Adjusting Collar Set Screw
264518	16109	Foot Lifter Lifting Lever Pin
221547	16109	" " Spring
*264662	-----	Hook
264663	16110	" 264662 with 264668, 264669, two 200583H and four 201253F
264664	-----	Hook and Bobbin Case complete, Nos. 264664 and 264663

No.	Plate	Name
200092D	16114	Safety Clutch Locking Lever Spring Screw
265036	16159	Safety Clutch Pulley with 200962C and 202253
202253	14327	Safety Clutch Pulley Spring Flange
265057	16114	" " " " Throw-in Latch
265052	16114	" " " " " Fin
265051	16114	" " " " " Spring
265042	-----	Safety Clutch (for heavy duty) complete Nos. 200092D, 200962C, 265036, 265036, 265041, 265050 to 265052, 265055 and 265057
265244	16159	Take-up Lever
264629	16114	" " " " Driving Stud with 202277
202277	-----	" " " " " Oil Packing (wick)
202400	16114	Take-up Lever Hinge Stud with 202423
202423	-----	" " " " " Oil Packing (wick)
200363C	16102	Take-up Lever Hinge Stud Set Screw
265245	16158	Tension Bracket with 200061C and two 350392C
200159F	16114	Tension Bracket Screw (2)
2102	10881	" Disc
32572	16114	" Release Disc
265246	16159	" " " " Lever
264676	16114	" " " " " Rod
200309E	16114	" " " " " Screw
264695	16152	" " " " " Plunger
223438	16152	" Spring
350392C	16152	" Stud
1560C	16152	" Thumb Nut
265248	-----	Tension Bracket complete, Nos. 200132E, 201535E, 204676, 204696 to 264683, 264685, 265055, 265045, 265046, 265249, two each 1560C, 32572, 200309E, 223438, 264695, four each 2102 and 200383H
264678	16152	Thread Controller Disc
265055	16152	" " " " Spring
264680	16152	" " " " " Stop
200132E	16152	" " " " " Screw
264681	16152	" " " " " Stud with 201052C
200061C	16152	" " " " " Set Screw
264682	16152	" " " " " Stud
201052C	16109	" " " " " Set Screw
264683	16152	" " " " " Thread Guide
201535E	16152	" " " " " Nut
224028	16152	" Guide
264685	16152	" " " " (lower)
265249	16155	" " " " (upper)

No.	Plate	Name
200593H	16111	Thread Guide Screw (4)
236955	16159	" Lubricating Cup with 200059C and 201280C
236957	-----	Thread Lubricating Cup Oil Pad (felt)
236959	16155	" " " " " (upper) Reinforcing Plate
201280C	16155	Thread Lubricating Cup Oil Pad (upper) Tension Screw Stud
222712	16155	Thread Lubricating Cup Oil Pad (upper) Tension Spring
201572B	10881	Thread Lubricating Cup Oil Pad (upper) Tension Thumb Nut
236961	-----	Thread Lubricating Cup Oil Pad (upper) complete, Nos. 236957 and 236959
200059C	16155	Thread Lubricating Cup Set Screw
236962	16155	" " " " " Thread Guide
236963	-----	Thread Lubricating Cup complete, Nos. 201572B, 222712, 236955, 236961, 236962 and three 236957
223710	16155	Thread Retainer Bracket (left) with 200397H
200590H	16155	Thread Retainer Bracket (left) Screw (2)
210956	16155	Thread Retainer Bracket (right) with 200397H
200583H	16111	Thread Retainer Bracket (right) Screw (2)
264680	16155	Thread Retainer Bracket Plate
210955	16155	" " " " Sleeve
223644	16155	" " " " Spring
210957	16155	" " " " Stud
210958	16155	" " " " Collar
200397H	16155	" " " " Set Screw
223711	-----	Thread Retainer (left) complete, Nos. 210957, 210958, 210959, 223710 and 223644
210959	-----	Thread Retainer (right) complete, Nos. 210956 to 210958, 210993 and 223644
265253	16102	Throat Plate, for 265223, in 1/4 and 9/32 in. gauge
265254	16162	Throat Plate, for 265224, in gauges from 5/16 to 17/32 in., in steps of 1/32 inch
265255	16161	Throat Plate, for 265225, in gauges from 9/16 to 31/32 in., in steps of 1/32 inch
265256	16161	Throat Plate, for 265226, in gauges from 1 to 1-31/32 in., in steps of 1/32 inch

No.	Plate	Name
265257	16160	Throat Plate, for 265227, in gauges from 2 to 2-1/2 in., in steps of 1/16 inch
200161D	16155	Throat Plate Clamp Screw
203376	16155	" " Position Pin
742F	16155	" " Screw
264630	16155	Vibrating Presser Bar
264631	16155	" " " Connecting Link
265267	16164	" " Foot, 35 needle hole, in gauges from 1/4 to 1/2 in., in steps of 1/32 in., with 200086F, for 265237
265266	16164	Vibrating Presser Foot, 35 needle hole, in gauges from 3/4 to 31/32 in., in steps of 1/32 in., with 200086F, for 265236
265268	16164	Vibrating Presser Foot, 35 needle hole in gauges from 1 to 1-1/2 in., in steps of 1/32 in., with 200086F, for 265238
265269	16164	Vibrating Presser Foot 35 needle hole, in gauges 1-17/32 to 2-1/2 in., in steps of 1/32 in., with 200086F, for 265239
200086F	16151	Vibrating Presser Foot Pinch Screw

Genuine Singer Needles should be used in Singer Machines. These Needles and their Containers are marked with the Company's Trade Mark "SIMANCO." 1

Needles in Containers marked "For Singer Machines" are not Singer made needles. 2

LIST OF PARTS COMPLETE

FOR

MACHINE No. 145w201

Two needle lock stitch machine with compound feed and high lift alternating pressers.

For stitching pockets in automobile door panels; also for tarpaulins, awnings and similar work.

Has a high arm with a working space of 20 inches to the right of the needle.

Made in gauges from 1/4 to 2 1/2 inches.

No.	Plate	Name
*265301	-----	ARM with two 240174
265001	16154	" Cap
265002	-----	Arm Cap and Tension Bracket complete Nos. 792D, 225462, 228026 and 265001
200278H	14327	Arm Cap Screw
202248	14327	" " " Washer
265003	16152	" Cover
200166H	16101	" " Screw (2)
265073	16154	" Cross Shaft
265074	16154	" " " Bushing with 202260
202260	-----	" " " " Oil Packing (wick)
200383C	16101	" " " " Set Screw
200383C	16101	" " " " " Check Screw
265075	16151	" " " Gear with 200382C and 201220C
201220C	16109	Arm Cross Shaft Gear Position Screw
200382C	16109	" " " " Set Screw
350419H	16151	" " " " Adjusting Screw
8702	16101	" Position Pin (2)
50708E	16101	" Screw (4)
264697	16157	" Shaft with 200357E and 224392
264641	16104	" " Bushing (back) with 202244
202244	-----	" " " " Oil Packing (wick)
200071E	16101	" " " " Screw (3)
265048	16153	" " " (center) with 202260
202260	-----	" " " " Oil Packing (wick)
200338C	14327	" " " " Set Screw
207080	16153	" " " (front) with 202244
202244	-----	" " " " Oil Packing (wick)
200502B	14327	" " " " Thumb Screw
200338C	14327	Arm Shaft Bushing (front) Set Screw
264602	16104	" " Connection Belt
224104	16104	" " " " Pulley with 200327C, 200602E and two 202253

No.	Plate	Name
264634	16153	Feed Bar Crank with 200366C and 200336C
200396C	16102	" " " Position Screw
200363C	16102	" " " Set Screw
350393C	16102	" " " Hinge Screw (driving)
201519E	16102	" " " " Nut
265223	16162	" Dog, 35 needle hole, for needle sizes 25 and 26, in 1/4 and 9/32 in. gauge for 265253
265224	16162	Feed Dog, 35 needle hole, for needle sizes 25 and 26, in gauges 5/16 to 17/32 in., in steps of 1/32 in., for 265254
265225	16161	Feed Dog, 35 needle hole, for needle sizes 25 and 26, in gauges 9/16 to 31/32 in., in steps of 1/32 in., for 265255
265226	16161	Feed Dog, 35 needle hole, for needle sizes 25 and 26, in gauges from 1 to 1-31/32 in., in steps of 1/32 in., for 265256
265227	16160	Feed Dog, 35 needle hole, for needle sizes 25 and 26, in gauges from 2 to 2-1/2 in., in steps of 1/16 in., for 265257
201063E	16151	Feed Dog Screw (2)
201229D	16151	" " Support Screw
201537E	16151	" " " " Nut
264635	16104	" Driving Connection with 200049D and 202330
201171C	16106	Feed Driving Connection Hinge Screw
202277	-----	" " " " " Oil Packing (wick)
201517E	16106	Feed Driving Connection Hinge Screw Nut
202330	-----	Feed Driving Connection Oil Packing (wick)
200049D	16106	Feed Driving Connection Pinch Screw
237521	16153	" " Eccentric Regulating Bracket
237043	-----	" " " " " " 237521 with 224108, two each 200256C and 201525E
224108	16153	Feed Driving Eccentric Regulating Bracket Flange with 200383C and 200437C
200437C	16106	Feed Driving Eccentric Regulating Bracket Flange Position Screw
200383C	16101	Feed Driving Eccentric Regulating Bracket Flange Set Screw
200256C	16106	Feed Driving Eccentric Regulating Bracket Hinge Screw

No.	Plate	Name
201525E	16106	Feed Driving Eccentric Regulating Bracket Hinge Screw Nut
202301	16106	Feed Driving Eccentric Regulating Bracket Plunger
237523	16106	Feed Driving Eccentric Regulating Bracket Plunger Spring
200607C	16106	Feed Driving Eccentric Regulating Bracket Plunger Spring Stop Screw
200256C	16106	Feed Driving Eccentric Regulating Bracket Stop Screw
201525E	16106	Feed Driving Eccentric Regulating Bracket Stop Screw Nut
200429C	16106	Feed Driving Eccentric Regulating Screw
200383C	16101	" " " " " " Check Screw
264636	16104	Feed Driving Rock Shaft
223652	16106	" " " " Crank with 200019E
200019E	16106	Feed Driving Rock Shaft Crank Pinch Screw
202625	16106	Feed Driving Rock Shaft Stop Collar with two 200383C (2)
200383C	16101	Feed Driving Rock Shaft Stop Collar Set Screw
224154	16106	Feed Lifting Cam with 201220C
264637	16106	" " " Fork with 200173D and 223655
350197E	16106	Feed Lifting Cam Fork Screw
225837	16106	" " " " " Washer
223655	-----	" " " " Oiling Felt
200173D	16106	" " " " " Screw
201220C	16109	" " " " Set Screw
264696	16104	" Regulating Spindle with 202443, 202619 and 264657
*264657	-----	Feed Regulating Spindle Head
202443	16109	" " " " Pin
202619	16109	" " " " " Position Pin
264606	16157	Foot Lifter Lifting Lever with 264518
265012	16109	" " " " Hinge Stud
200352C	16109	" " " " " " Set Screw
264699	16153	Foot Lifter Lifting Lever Latch
227224	16109	" " " " " Collar with 201052C
201052C	16109	Foot Lifter Lifting Lever Latch Collar Set Screw
265014	16158	Foot Lifter Lifting Lever Latch Handle with two 201052C

No.	Plate	Name
201052C	16109	Foot Lifter Lifting Lever Latch Handle Set Screw
265015	16109	Foot Lifter Lifting Lever Latch Spring
227116	16109	" " " " " "
		Adjusting Collar
265027	-----	Foot Lifter Lifting Lever Latch Handle Spring Adjusting Collar 227116 with 201052C
201052C	16109	Foot Lifter Lifting Lever Latch Handle Spring Adjusting Collar Set Screw
264518	16109	Foot Lifter Lifting Lever Pin
264519	16158	" " Spring
200268F	16109	" " " Screw
265067	16158	Hand Wheel
265068	16151	" " Disengaging Spring (3)
265069	16151	" " " Plunger
264689	16156	" " Driving Gear with 200382C and 200917C
200917C	16109	Hand Wheel Driving Gear Position Screw
200382C	16109	" " " " " " " " Check Screw
200382C	16109	Hand Wheel Driving Gear Set Screw
200382C	16109	" " " " " " " " Check Screw
265070	16151	Hand Wheel Engaging Collar
232719	16151	" " " " Pin
265071	16153	" " " Plate
200577XC	16151	" " " Screw (4)
201054F	16151	" " Screw
265072	-----	Hand Wheel complete, Nos. 201054F, 232719, 265067, 265070, 265071, 265073 to 265075, 350419H, three each 265068, 265069 and four 200577XC
*264662	-----	Hook
264663	16110	" 264662 with 264668, 264669, two 200583H and four 201253F
264664	-----	Hook and Bobbin Case complete, Nos. 264664 and 264663
224019	16110	Hook Bushing (lower) (bronze)
200364C	16111	" " " Set Screw
264665	16110	" " (upper)
200446C	16110	" " Position Screw
265053	16156	" Driving Gear (spiral) with 200362C and 201254C
801254C	16110	Hook Driving Gear Position Screw
200362C	16110	" " " Set Screw
240167	16110	" " Pinion (spiral) with 200382C and 201220C
201220C	16109	Hook Driving Pinion Position Screw
200382C	16109	" " " Set Screw

No.	Plate	Name
224022	16110	Hook Driving Pinion Thrust Washer
265303	16157	" " Shaft
224111	16156	" " " Bushing (back) with 202244
202244	-----	Hook Driving Shaft Bushing (back) 011 Packing (wick)
200363C	16102	Hook Driving Shaft Bushing (back) Set Screw
200383C	16101	Hook Driving Shaft Bushing (back) Set Screw Check Screw
265043	16156	Hook Driving Shaft Lock Ratchet with 200354C and 200362C
200364C	16111	Hook Driving Shaft Lock Ratchet Position Screw
200362C	16110	Hook Driving Shaft Lock Ratchet Set Screw
265044	16110	Hook Driving Shaft Lock Stud
248423	16110	" " " " " Cotter Pin
265045	16110	" " " " " Socket
248425	16110	" " " " " Spring
265046	-----	Hook Driving Shaft Lock Stud complete, Nos. 248423, 248425, 265044 and 265045
264668	16110	Hook Gib
201253F	16110	" " Screw
264669	16110	" Needle Guard
200583H	16111	" " " Screw (2)
223849	-----	" Saddle (left) with 200009E
265234	16156	" " 223849 with 200364C, 200446C, 224019 and 264665
223850	-----	Hook Saddle (right) with 200009E
264670	16156	" " 223850 with 200364C, 200446C, 224019 and 264665
223680	16156	Hook Saddle Bearing (left), for gauges from 2-1/8 to 2-1/2 inches
265272	16156	Hook Saddle Bearing (left), for gauges from 1/4 to 1-1/8 inch
265274	16156	Hook Saddle Bearing (left), for gauges from 1-5/32 to 2-1/16 inches
200363C	16102	Hook Saddle Bearing (left) Set Screw
200383C	16101	" " " " " " " " Check Screw
223681	16156	Hook Saddle Bearing (right), for gauges from 2-1/8 to 2-1/2 inches
265273	16156	Hook Saddle Bearing (right), for gauges from 1/4 to 1-1/8 inch
265275	16156	Hook Saddle Bearing (right), for gauges from 1-5/32 to 2-1/16 inches
200363C	16102	Hook Saddle Bearing (right) Set Screw
200383C	16101	" " " " " " " " Check Screw

No.	Plate	Name
265270	16158	Hook Saddle Oil Guard
265271	-----	" " " " Felt
200096D	16111	" " " " Screw (2)
200009E	16111	" " Pinch Screw
200006E	16111	" " Screw (2)
225585	16111	" " " Washer (2)
265235	-----	Hook Saddle(left) complete, Nos. 200118D 200387C, 200403C, 223622, 224022, 240167, 248251, 264651, 264652, 264664 and 265234
264672	-----	Hook Saddle (right) complete, Nos. 200118D, 200387C, 200403C, 223622, 224022, 240167, 248251, 264651, 264652, 264664 and 264670
264607	16111	Lifting Bell Crank
200996C	16111	" " " Cap Screw
264608	16111	" " " Link
350172	16111	" " " " Screw Stud
201524E	16111	" " " " " " Nut
264609	16159	" Eccentric with 200382C and 200396C
264610	16158	" " Connection
240171	16159	" " " Crank with 200029E and 210933
210933	-----	Lifting Eccentric Connection Crank Oil Packing (wick)
200029E	16111	Lifting Eccentric Connection Crank Pinch Screw
200398C	16101	Lifting Eccentric Position Screw
200382C	16109	" " Set Screw
265237	16163	" Presser Foot, for 265267, in gauges from 1/4 to 1/2 in., in steps of 1/32 inch
265236	16163	Lifting Presser Foot, for 265266, in gauges from 3/4 to 31/32 in., in steps of 1/32 inch
265238	16163	Lifting Presser Foot, for 265268, in gauges from 1 to 1-1/2 in., in steps of 1/32 inch
265239	16163	Lifting Presser Foot, for 265269 in gauges from 1-17/32 to 2-1/2 in., in steps of 1/32 inch
200074F	16111	Lifting Presser Foot Screw
264615	16158	" Rock Shaft with 201524E and 350172C
240174	16111	Lifting Rock Shaft Bushing
265240	16159	Needle Bar and Holder in gauges from 1/4 to 1 in., in steps of 1/32 in., with two 200112F

No.	Plate	Name
265241	16159	Needle Bar and Holder in gauges from 1-1/32 to 1-31/32 in., in steps of 1/32 in., with two 200112F
265242	16159	Needle Bar and Holder in gauges from 2 to 2-1/2 in., in steps of 1/16 in., with two 200112F
264617	16111	Needle Bar Connecting Link
264667	16151	" " " " Stud with 222598
222598	-----	Needle Bar Connecting Link Stud Oil Packing (wick)
200374C	16111	Needle Bar Connecting Link Stud Set Screw
200368C	16111	Needle Bar Connecting Link Stud Set Screw
265054	16151	Needle Bar Connecting Stud with 202330 and two 200080C
202330	-----	Needle Bar Connecting Stud Oil Packing (wick)
200086C	16151	Needle Bar Connecting Stud Pinch Screw
264619	16158	" " Crank with 200335C, 200374C, 200388C, 200428C and 264667
203172	16151	Needle Bar Crank Friction Washer
200428C	16151	" " " Position Screw
200363C	16101	" " " " " Check Screw
200335C	14327	Needle Bar Crank Set Screw
200363C	16101	" " " " " Check Screw
265243	16158	" " Rock Frame
210910	16151	" " " " Hinge Stud with 202277
202277	-----	Needle Bar Rock Frame Hinge Stud Oil Packing (wick)
200363C	16102	Needle Bar Rock Frame Hinge Stud Set Screw
200363C	16102	Needle Bar Rock Frame Hinge Stud Set Screw Check Screw
202666	16151	Needle Bar Rock Frame Position Bracket
200098F	16151	" " " " " " Screw
264622	16117	Needle Bar Rock Frame Rock Shaft with 200387C and 210920
223692	16159	Needle Bar Rock Frame Rock Shaft Crank with 200029E
264638	16117	Needle Bar Rock Frame Rock Shaft Crank Connection with 202277
200633C	16151	Needle Bar Rock Frame Rock Shaft Crank Connection Hinge Screw
201522E	16151	Needle Bar Rock Frame Rock Shaft Crank Connection Hinge Screw Nut

No.	Plate	Name
202277	-----	Needle Bar Rock Frame Rock Shaft Crank Connection Oil Packing (wick)
200029E	16111	Needle Bar Rock Frame Rock Shaft Crank Pinch Screw
202668	16151	Needle Bar Rock Frame Slide Block
210920	-----	" " " " " " 202668 with 201141C
201141C	16151	Needle Bar Rock Frame Slide Block Screw Stud
200387C	16101	Needle Bar Rock Frame Slide Block Screw Stud Set Screw
200112F	16151	Needle Set Screw
264690	16158	Presser Bar with 200074F
241535	16152	" " Bushing (lower)
207072	16152	" " " (upper)
200352C	16109	" " " Set Screw (2)
264625	16159	" " Lifting Bracket with 200032E
200975F	16151	" " " " Guide Screw
200032E	16152	" " " " Pinch Screw
264626	16152	" " Position Guide
264627	16114	" " " " Lever with 200020F
200086F	16151	Presser Bar Position Guide Lever Pinch Screw
200352C	16109	Presser Bar Position Guide Set Screw
265060	16158	" " Spring (auxiliary)
240172	16117	" " " (flat)
210949	16114	" " " Bracket with 200086C
200086C	16151	" " " " Pinch Screw
350391C	16114	" " " Regulating Screw
200224H	16151	" " " Support Screw
225004	16151	" " " " Washer
265032	16159	Safety Clutch Hook Driving Shaft Position Collar with two 201254C
201254C	16110	Safety Clutch Hook Driving Shaft Position Collar Set Screw
265056	16114	Safety Clutch Locking Lever
265050	16114	" " " " Connecting Link
200993C	16114	Safety Clutch Locking Lever Hinge Screw
265041	16114	" " " " Spring (for heavy duty)
200962C	16114	Safety Clutch Locking Lever Spring Adjusting Screw
200092D	16114	Safety Clutch Locking Lever Spring Screw
265036	16159	" " Pulley with 200962C and 202253
202253	14327	Safety Clutch Pulley Spring Flange
265057	16114	" " " " Throw-in Latch
265052	16114	" " " " Pin
265051	16114	" " " " Spring

No.	Plate	Name
265042	-----	Safety Clutch (for heavy duty) complete, Nos. 200092D, 200993C, 265032, 265036, 265041, 265050 to 265052, 265050 and 265057
265244	16159	Take-up Lever
264629	16114	" " " Driving Stud with 202277
202277	-----	" " " " Oil Packing (wick)
202400	16114	Take-up Lever Hinge Stud with 202423
202423	-----	" " " " Oil Packing (wick)
200363C	16102	Take-up Lever Hinge Stud Set Screw
265245	16158	Tension Bracket with 200061C and two 350392C
200159F	16114	Tension Bracket Screw (2)
2102	10881	" Disc
32572	16114	" Release Disc
265246	16159	" " Lever
264676	16114	" " " Rod
200309E	16114	" " " Screw
264695	16152	" " Plunger
223438	16152	" Spring
350392C	16152	" Stud
1560C	16152	" Thumb Nut
265248	-----	Tension Bracket complete, Nos. 200132E, 201535E, 264678, 264680 to 264683, 264685, 265055, 265245, 265246, 265249, two each 1560C, 32572, 200309E, 223438, 264695, four each 7102 and 200583H
264678	16152	Thread Controller Disc
265055	16152	" " Spring
264680	16152	" " " Stop
200132E	16152	" " " Screw
264681	16152	" " " Stud with 201052C
200061C	16152	" " " " Set Screw
264682	16152	" " " Stud
201052C	16109	" " " Set Screw
264683	16152	" " Thread Guide
201535E	16152	" " " Nut
224028	16152	" Guide
264685	16152	" " (lower)
265249	16155	" " (upper)
200583H	16111	" " Screw (4)
236955	16159	" Lubricating Cup with 200059C and 201280C
236957	-----	Thread Lubricating Cup Oil Pad (felt)
236959	16155	" " " " " (upper)
		Reinforcing Plate
201280C	16155	Thread Lubricating Cup Oil Pad (upper)
		Tension Screw Stud

No.	Plate	Name
222712	16155	Thread Lubricating Cup Oil Pad (upper) Tension Spring
201572B	10881	Thread Lubricating Cup Oil Pad (upper) Tension Thumb Nut
236961	-----	Thread Lubricating Cup Oil Pad (upper) complete, Nos. 236957 and 236959
200059C	16155	Thread Lubricating Cup Set Screw
236962	16155	" " " Thread Guide
236963	-----	Thread Lubricating Cup complete, Nos. 201572B, 222712, 236955, 236961, 236962 and three 236957
223710	16155	Thread Retainer Bracket (left) with 200397H
200580H	16155	Thread Retainer Bracket (left) Screw (2)
210956	16155	Thread Retainer Bracket (right) with 200397H
200583H	16111	Thread Retainer Bracket (right) Screw (2)
265250	16155	Thread Retainer Bracket Plate
210993	16155	" " Sleeve
223844	16155	" " Spring
210957	16155	" " Stud
210958	16155	" " Collar
200397H	16155	" " Set Screw
223711	-----	Thread Retainer (left) complete, Nos. 210957, 210958, 210993, 223710 and 223844
210959	-----	Thread Retainer (right) complete, Nos. 210956 to 210958, 210993 and 223844
265253	16162	Throat Plate, for 225223, in 1/4 and 9/32 in. gauge
265254	16162	Throat Plate, for 265224, in gauges, from 5/16 to 17/32 in., in steps of 1/32 inch
265255	16161	Throat Plate, for 265225, in gauges from 9/16 to 31/32 in., in steps of 1/32 inch
265256	16161	Throat Plate, for 265226, in gauges, from 1 to 1-31/32 in., in steps of 1/32 inch
265257	16160	Throat Plate, for 265227, in gauges from 2 to 2-1/2 in., in steps of 1/16 inch
200161D	16155	Throat Plate Clamp Screw
203376	16155	" " Position Pin
742F	16155	" " Screw
264630	16155	Vibrating Presser Bar
264631	16155	" " " Connecting Link

No.	Plate	Name
265267	16164	Vibrating Presser Foot, 35 needle hole, in gauges from 1/4 to 1/2 in., in steps of 1/32 in., with 200086F, for 265237
265266	16164	Vibrating Presser Foot, 35 needle hole, in gauges from 3/4 to 31/32 in., in steps of 1/32 in., with 200086F, for 265236
265268	16164	Vibrating Presser Foot, 35 needle hole, in gauges from 1 to 1-1/2 in., in steps of 1/32 in., with 200086F, for 265238
265269	16164	Vibrating Presser Foot 35 needle hole, in gauges from 1-17/32 to 2-1/2 in. in steps of 1/32 in., with 200086F, for 265239
200086F	16151	Vibrating Presser Foot Pinch Screw

Genuine Singer Needles should be used
in Singer Machines.
These Needles and their Containers
are marked with the
Company's Trade Mark "SIMANCO." 1

Needles in Containers marked
"For Singer Machines"
are not Singer made needles. 2

MACHINE No. 145w301

Two needle lock stitch machine with compound feed
and high lift alternating pressers.

For stitching pockets in automobile door panels; also for
tarpaulins, awnings and similar work.

Has a high arm with a working space of 30 inches
to the right of the needle.

Made in gauges from 1/4 to 2 1/2 inches.

SAME AS MACHINE NO. 145w201 WITH THE
FOLLOWING EXCEPTIONS:

No.	Plate	Name
*265201	-----	Arm with two 246174, in place of 265301
265004	16157	" Shaft with 200357E and 224392, in place of 264697
*265203	-----	Bed with 203376, in place of 265302
265009	16117	Feed Driving Rock Shaft, in place of 264636
265010	16104	Feed Regulating Spindle with 202443, 202619 and 264657, in place of 264696
265011	16157	Foot Lifter Lifting Lever with 264519, in place of 264606
265013	16153	Foot Lifter Lifting Lever Latch, in place of 264699
265233	16157	Hook Driving Shaft, in place of 265303
265021	16157	Needle Bar Rock Frame Rock Shaft with 200387C and 210920, in place 264622

ACCESSORIES

FOR MACHINE No. 145w101

No.	Plate	Name
264645	16101	Bobbin (10)
*225482	-----	" Case Screw Driver Blade
*225483	-----	" " " " Handle
225497	14383	Bobbin Case Screw Driver complete, Nos. 225482 and 225483
224121	-----	Drip Pan, 20 in. long, with four 1 in. wire nails
7 x 23	-----	Needles, six size 24, for Cloth or six 7 x 21, size 24 for Panel Work
41400	14383	Machine Rest Pin (wood)
120342	14383	Oiler (copper Plated) with 120343
120343	14383	" Spout (3-1/2 in. long)
*225484	-----	Screw Driver Blade
*225485	-----	" " " " Handle
225498	14383	Screw Driver complete, (7-1/4 in. long) Nos. 225484 and 225485
225554	14383	Wrench (steel)

BOBBIN WINDER

(SWINGING AUTOMATIC, RIGHT HAND)

259316	16118	Frame with 202277 and 225438
225454	16118	" Hinge Pin
202277	-----	" Oil Packing (wick)
225438	16118	" " Well Cap
225455	16118	" Spring
225456	16118	" " Plunger
202473	16120	Pulley with 200380C
200380C	16118	" Set Screw
225381	16118	Spindle
225444	16118	Stop Latch
200056E	16118	" " Screw
225458	16118	" " Thumb Lever
225459	16118	" " " " Hinge Stud
225459	16118	" " " " Joint Stud
202478	16118	" " Trip Lever
200299H	16118	" " " " Hinge Screw
225461	10881	Tension Bracket with 201499B
200082D	10881	" " " " Screw
228026	16102	" " " " Washer

No.	Plate	Name
2102	10881	Tension Disc
202407	10881	" Spring
201499B	10881	" Stud
201572B	10881	" " Thumb Nut
225462	10881	Bobbin Winder Tension Bracket complete Nos.201572B,202407,225461 and two 2102
259328	16120	Bobbin Winder and Tension Bracket Base
259314	16120	Bobbin Winder complete, Nos.200056E, 200082D, 200299H, 202473, 202476, 225381, 225444, 225454 to 225456, 225458, 225462, 228026, 259316, 259328, two each 225459 and wood screws 3/4 in., No.12, R. H. B.

FOOT LIFTER AND STARTING TREADLE

233565	16165	Foot Lifter Lever with two 356C
236787	16121	" " " Chain, 57 in. long, with two 202784
202784	16119	Foot Lifter Lever Chain Hook
356C	16119	" " " Set Screw
265315	16165	" " Treadle with 2718R, 50581R and 265316
265316	16165	Foot Lifter Treadle Extension
50581R	16119	" " " " Screw
2718R	16119	" " " " " Washer
264531	16121	Starting Treadle with two 356C
202468	16165	" " Pitman Rod (lower)
204125	16165	" " " " (upper) with 202302
202302	16119	Starting Treadle Pitman Rod (upper) Cotter Pin
204126	16165	Starting Treadle Pitman Rod Clamp with two 200530C
200530C	16102	Starting Treadle Pitman Rod Clamp Set Screw
202469	16165	Starting Treadle Pitman complete, Nos. 202468, 204125 and 204126
356C	16119	Starting Treadle Set Screw
233568	16117	" " Shaft
264536	16117	" " Stand with two wood screws 1 in., No.12

No.	Plate	Name
265317	-----	Foot Lifter and Starting Treadle com- plete, Nos. 202469, 233565, 233568, 236787, 264531, 265315 and two 264536 (Other Foot Lifter parts are listed with the parts of the machine head)

THREAD UNWINDER

225259	15815	Spool Rest (for one spool) (flat) with 201018C
225257	15815	Spool Rest (for two spools) (flat) with 201018C
150203	-----	Spool Rest Cushion (felt)
225388	15815	" " Rod
200383C	16101	" " " Set Screw
201018C	16155	" " Set Screw
202490	15815	" Stand with 200383C
225391	15815	Thread Guide
201696J	16155	" " Lock Nut
225326	16155	" " Position Cup
225324	15815	" " Rod with 208E and 225322
208E	16155	" " " Screw
225322	16155	" " " Washer
259143	15815	Thread Unwinder (for three spools) com- plete, Nos. 201696J, 202490, 225257, 225259, 225324, 225326, 225388, three each 150203, 225391 and wood screws 7/8 in., No.12

FOR MACHINE No. 145w201

No.	Plate	Name
264645	16101	Bobbin (10)
*225482	-----	" Case Screw Driver Blade
*225483	-----	" " " " Handle
225497	14383	Bobbin Case Screw Driver complete, Nos. 225482 and 225483
264694	-----	Drip Pan with six 1 in. wire nails
7 x 23	-----	Needles six, size 24, for cloth or
7 x 21	-----	" " " " 24, for Panel Work
41400	14383	Machine Rest Pin (wood)
120342	14383	Oiler (copper plated) with 120343
120343	14383	" Spout (3-1/2 in. long)
*225484	-----	Screw Driver Blade
*225485	-----	" " Handle
225498	14383	Screw Driver complete (3-1/4 in. long), Nos. 225484 and 225485
225554	14383	Wrench (steel)

BOBBIN WINDER

(SWINGING AUTOMATIC, RIGHT HAND)

41894	16120	Base with 449C
894 D	16119	" Screw
265022	16120	Bracket
350030E	16119	" Screw
260628	16119	" " Washer
41896	16120	Frame
41441	16119	" Hinge Pin
449C	16119	" " " Set Screw
4784	-----	" Oil Pad
41897	16119	" Spring
43271	-----	Friction Pulley Ring (leather)
26070	16119	" " " Rivet (brass)
448C	16119	" " " Set Screw
43270	16120	" " with 43271, two 448C and ten 26070
265023	16120	Spindle
265024	16119	Stop Latch
265025	16119	" " Hinge Pin
2269	16119	" " Pin

No.	Plate	Name
41899	16119	Tripping Arm with 176E
176E	16119	" " Clamping Screw
265026	-----	Bobbin Winder complete, Nos. 2269, 41441, 41894, 41896, 41897, 41899, 43270, 265023 to 265025 and two 4784
265047	16120	Bobbin Winder and Bracket complete, Nos. 260628, 265022, 265026, 350030E and three 894D

FOOT LIFTER AND STARTING TREADLE

264529	16101	Foot Lifter Lever
264527	16101	" " " Chain, 57 in. long, with two 202784
264524	16119	Foot Lifter Lever Chain Hook
264530	16101	" " Treadle with two 356C
356C	16119	" " " Set Screw
264531	16101	Starting Treadle with two 356C
262468	16165	" " Pitman Rod (lower or upper)
204126	16105	Starting Treadle Pitman Rod Clamp with two 200530C
200530C	16102	Starting Treadle Pitman Rod Clamp Set Screw
227980	16165	Starting Treadle Pitman complete, Nos. 204126 and two 202468
356C	16119	Starting Treadle Set Screw
264532	16117	" " Shaft
264533	16121	" " " Lever with three 356C
356C	16119	Starting Treadle Shaft Lever Set Screw
264536	16117	" " Stand with two wood screws 1 in., No. 12
264534	-----	Foot Lifter and Starting Treadle complete, Nos. 227980, 236787, 264529 to 264533 and two 264536

(Other Foot Lifter Parts are listed with parts of the machine head)

ACCESSORIES

FOR MACHINE No. 145w301

SAME AS MACHINE NO. 145w201 WITH THE
FOLLOWING EXCEPTIONS:

No.	Plate	Name
265028	-----	Drip Pan with six 1 in.wire nails,in place of 264694
265030	16157	Foot Lifter Lever, in place of 264529
265029	16117	Starting Treadle Shaft, in place of 264532
265031	-----	Foot Lifter and Starting Treadle com- plete, Nos. 227980, 236787, 264530, 264531, 264533, 265029, 265030 and two 264536, in place of 264534

MISCELLANEOUS PARTS

USED IN CONJUNCTION WITH THREAD UNWINDER

60913	15815	Spool Weight with 60914
60914	-----	" " Center Pin
225377	15815	" Wire, for small spools
27739	15815	Thread Cone (wood)

OBSOLETE PARTS

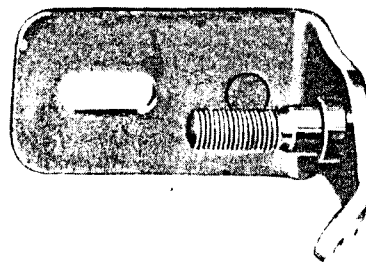
265061	-----	Hand Wheel with 200352C and 200363C
265062	-----	" " Shaft
265063	-----	" " " Bushing (front) with 202260
264688	16109	Hand Wheel Shaft Gear with 200382C and 350406C
350406C	16109	Hand Wheel Shaft Gear Position Screw
200948F	16152	Presser Bar Spring Support Screw

NUMERICAL LIST OF PARTS

No.	Plate	Name
265272	16156	Hook Saddle Bearing (left), for gauges from 1/4 to 1-1/8 inch
265273	16156	Hook Saddle Bearing (right), for gauges from 1/4 to 1-1/8 inch
265274	16156	Hook Saddle Bearing (left), for gauges from 1-5/32 to 2-1/16 inches
265275	16156	Hook Saddle Bearing (right), for gauges from 1-5/32 to 2-1/16 inches
Nos. 265301 to 265303, for Machine No. 145w201		
*265301	-----	Arm with two 240174
*265302	-----	Bed with 203376
265303	16157	Hook Driving Shaft
Nos. 265311 to 265314, for Machine No. 145w101		
*265311	-----	Arm with two 240174
*265312	-----	Bed with 203376
265313	16158	Hook Driving Shaft
265314	16156	" " " Lock Ratchet with 200354C and 200362C
265315	16165	Foot Lifter Treadle with 2718R, 50581R and 265316, for 265317
265316	16165	Foot Lifter Treadle Extension, for 265315
265317	-----	Foot Lifter and Starting Treadle complete, Nos. 202469, 233565, 233568, 236787, 264531, 265315 and two 264536, for Machine No. 145w101
350030E	16119	Bobbin Winder Bracket Screw, for 265047
350172C	16111	Lifting Bell Crank Link Screw Stud, for 264615
350197E	16106	Feed Lifting Cam Fork Screw
350381C	16114	Presser Bar Spring Regulating Screw
350390E	16101	Arm Screw, for Machine No. 145w101
350392C	16152	Tension Stud, for 265245
350393C	16102	Feed Bar Hinge Screw (driving)
350406C	16109	Hand Wheel Shaft Gear Position Screw, for 264688
350419H	16151	Arm Cross Shaft Gear Adjusting Screw, for 256072

PLATE 10881—FULL SIZE


225461



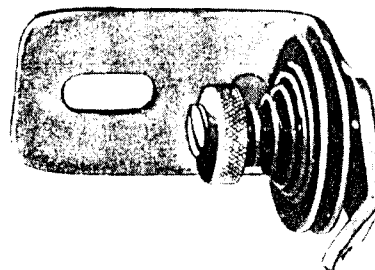
200082 202104



2102



225462



202407



201499



201572



PLATE 14327 - FULL SIZE

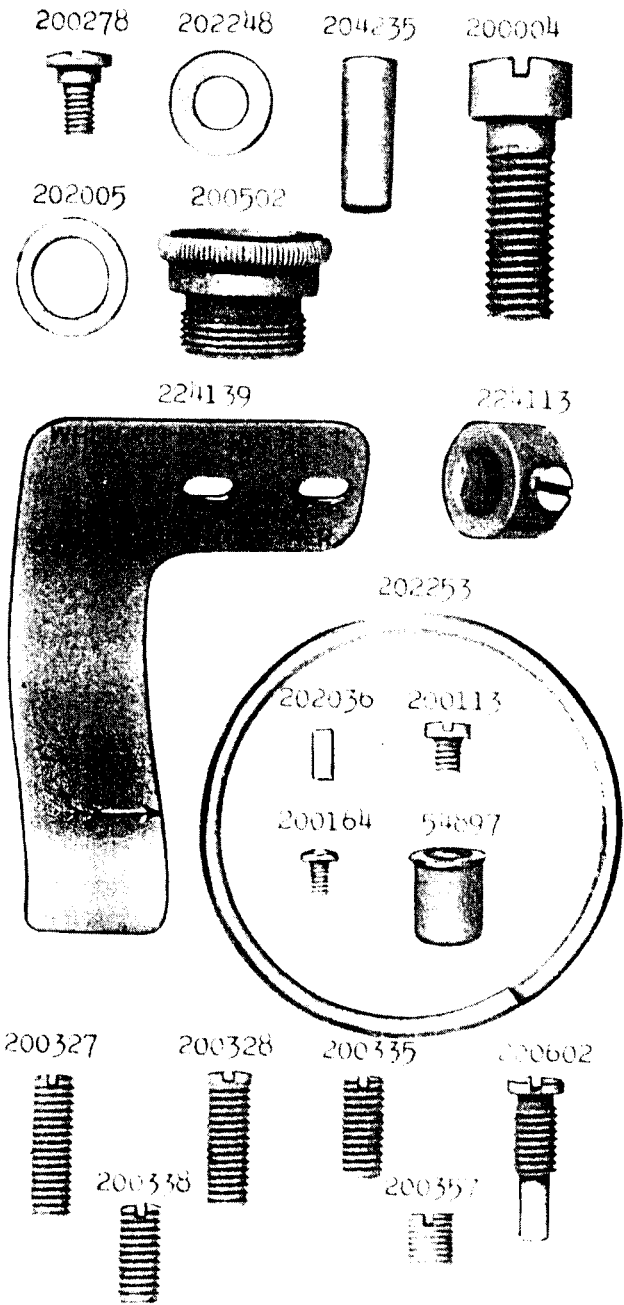


PLATE 14383 - ONE-HALF SIZE

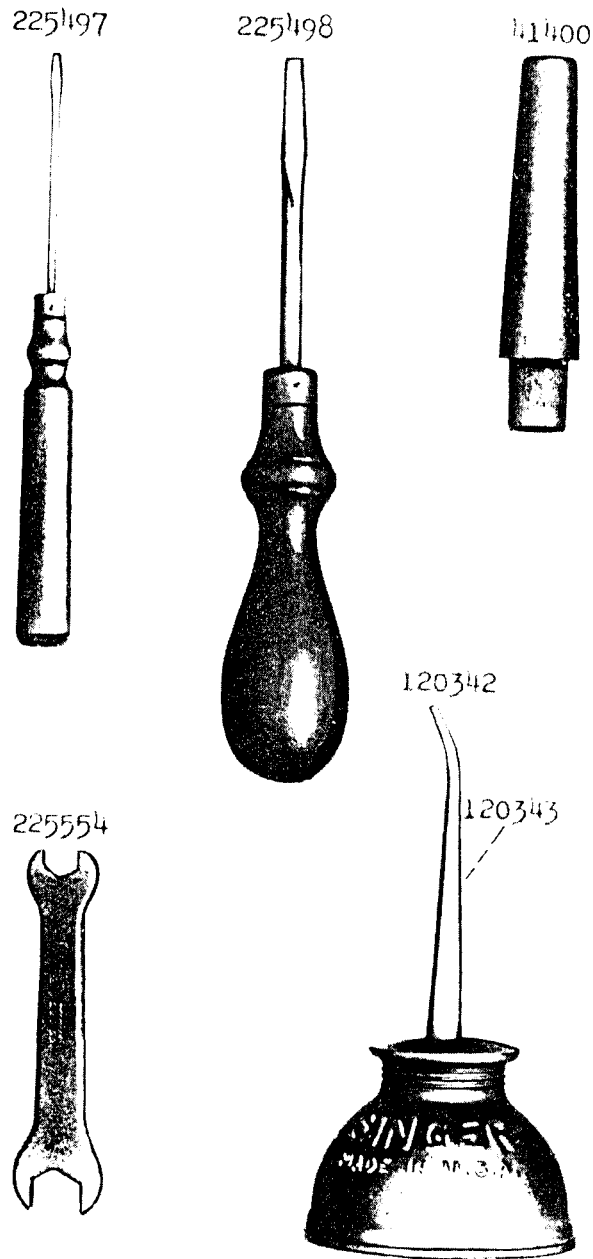


PLATE 15815—ONE-SIXTH SIZE

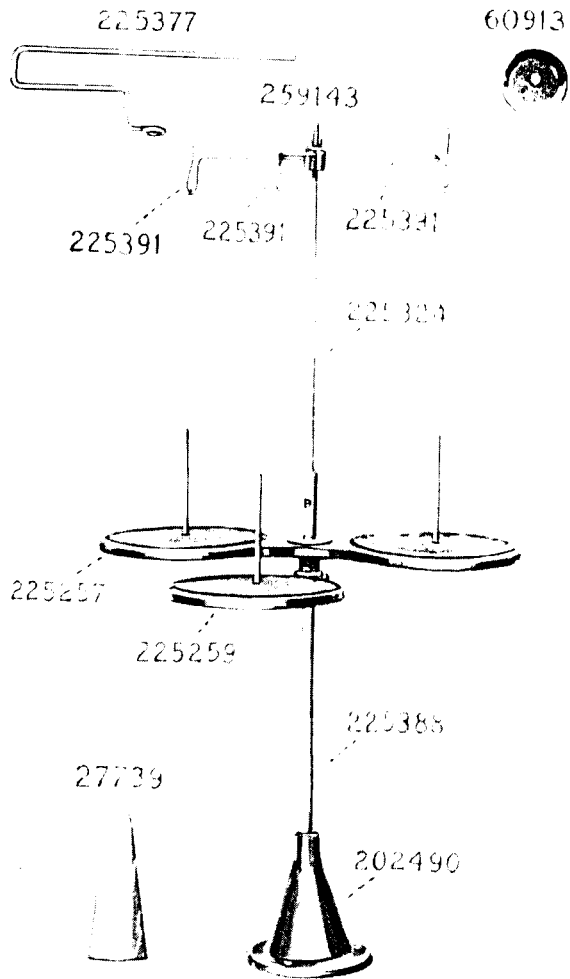


PLATE 16101 - FULL SIZE

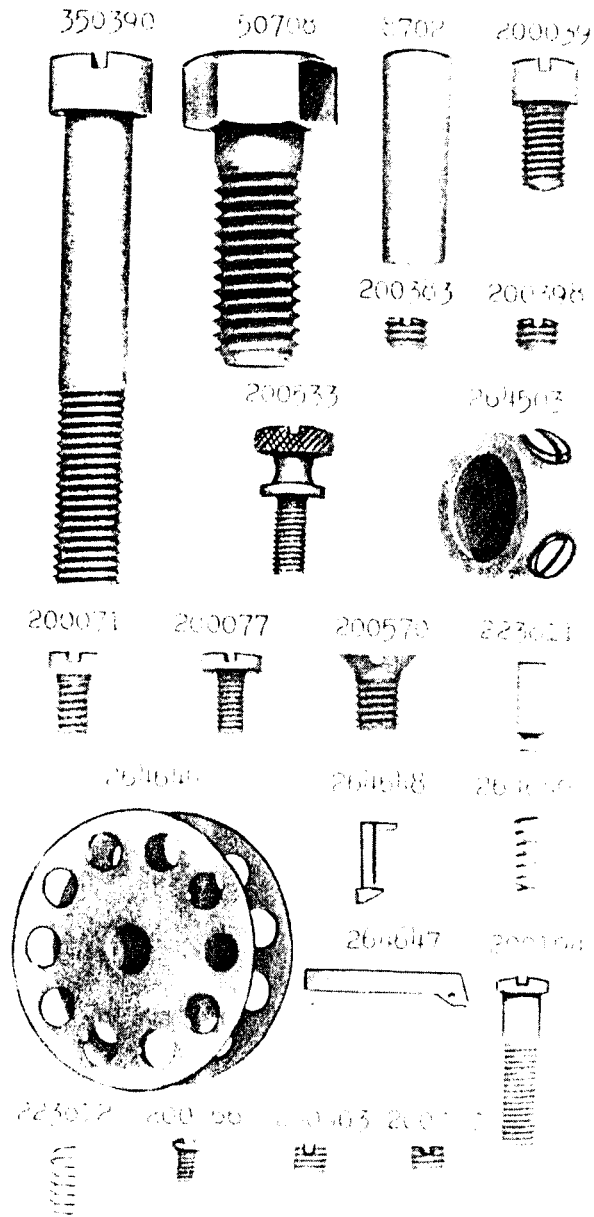


PLATE 16102 - FULL SIZE

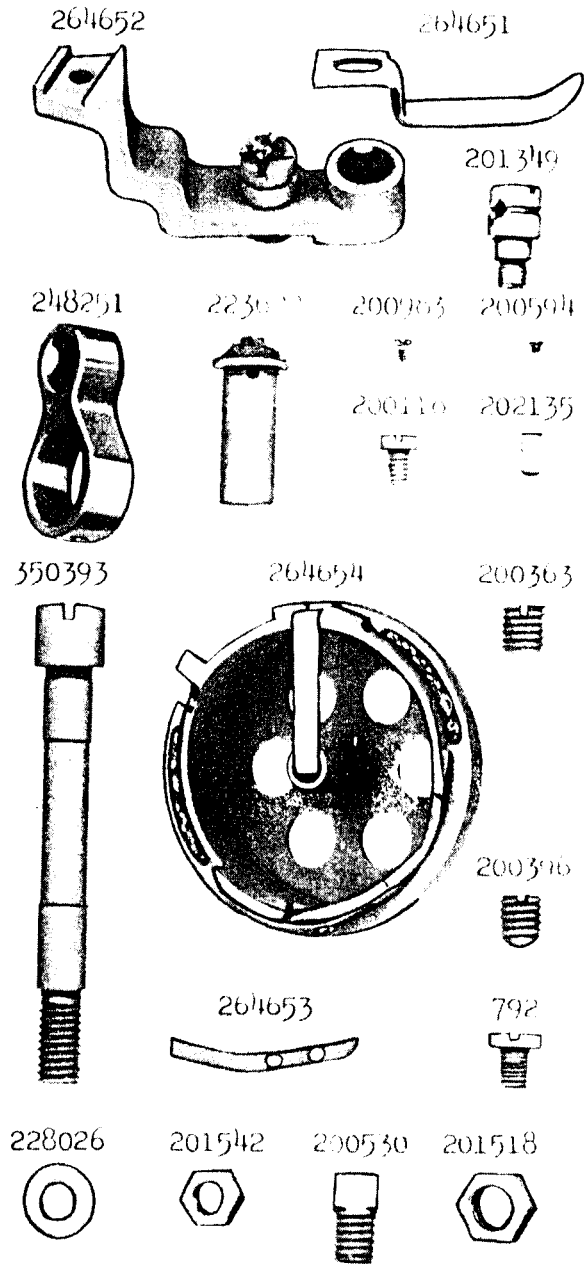


PLATE 16104 - ONE-FOURTH SIZE

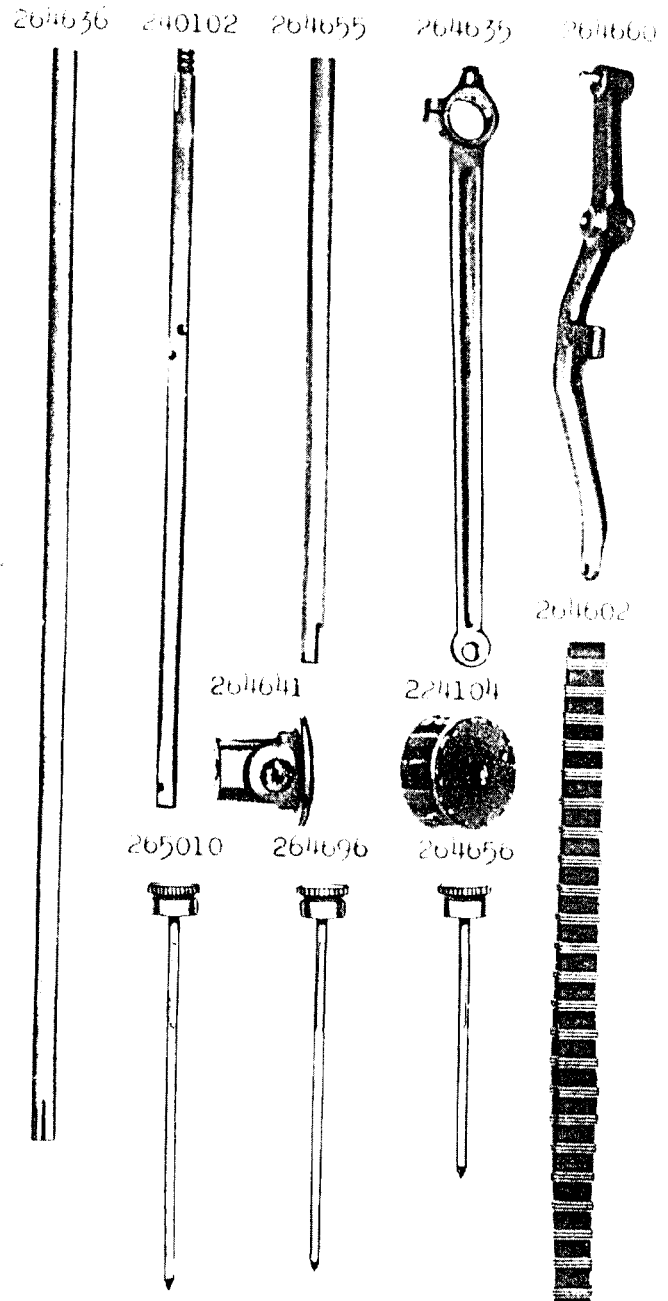


PLATE 16106 - FULL SIZE

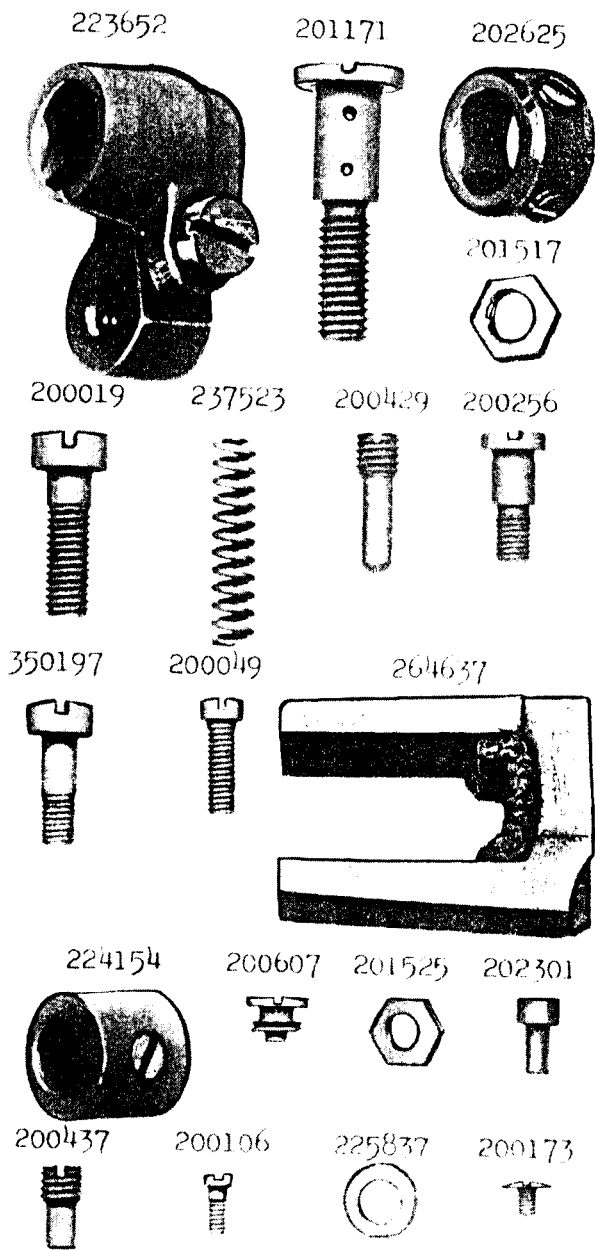


PLATE 16109 - FULL SIZE

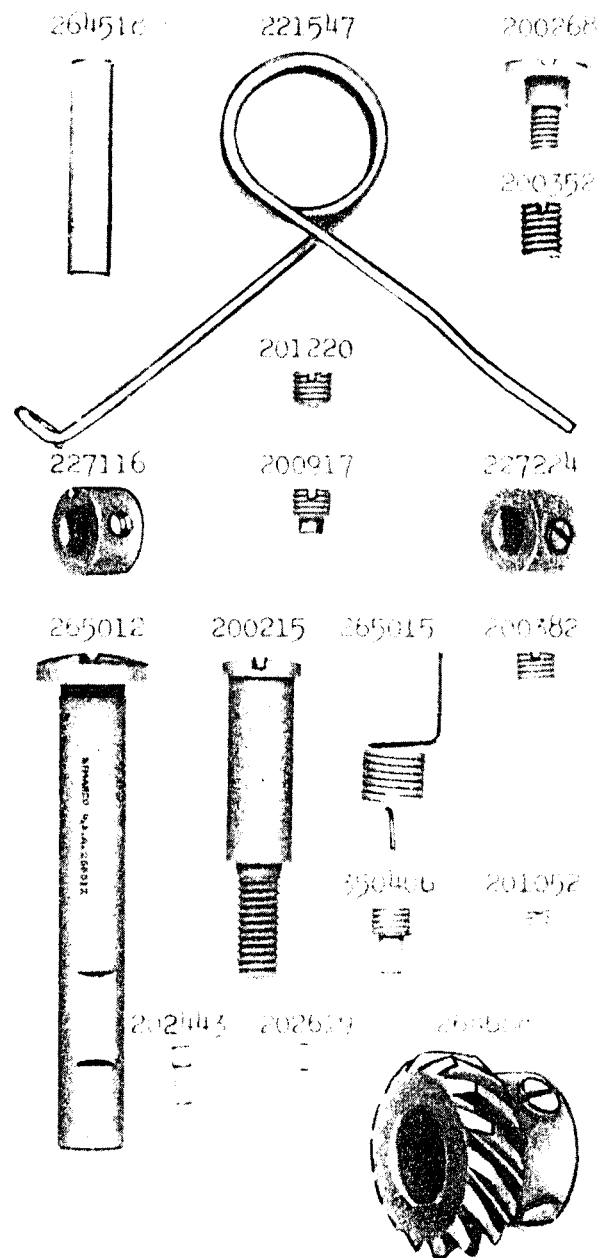
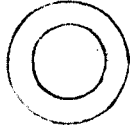
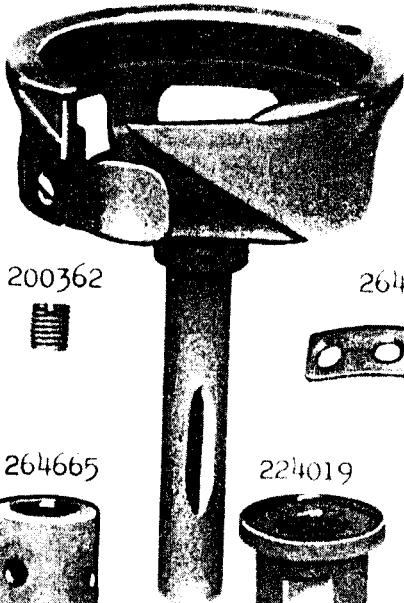


PLATE 16110 - FULL SIZE

264663

224022



200446



200362




264669



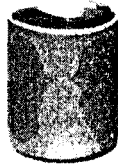
264665



224019



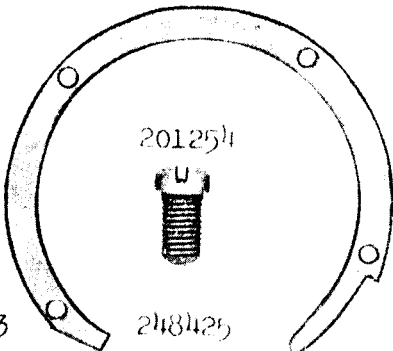
265045



240167



264668



201254



265044



248423



218425




201253



264608



240174



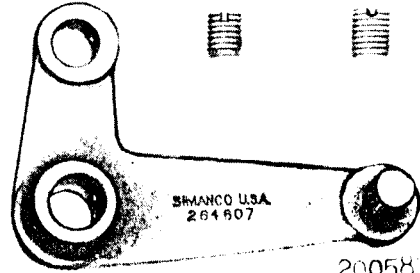
200074




200096



264607



200006



200029



200996



201524



200364



200009



200388



200374



200354



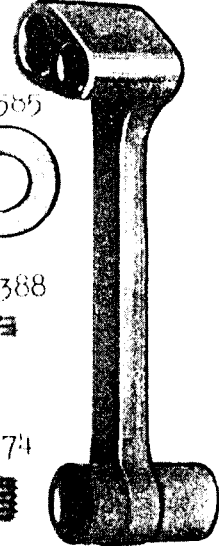
200583



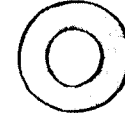
350172



264617



225585



264608

240174

200074

200096

264607

200006

200029

200996

201524

200364

200009

200388

200374

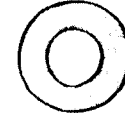
200354

200583

350172

264617

225585



200388

200374

PLATE 16114 - FULL SIZE

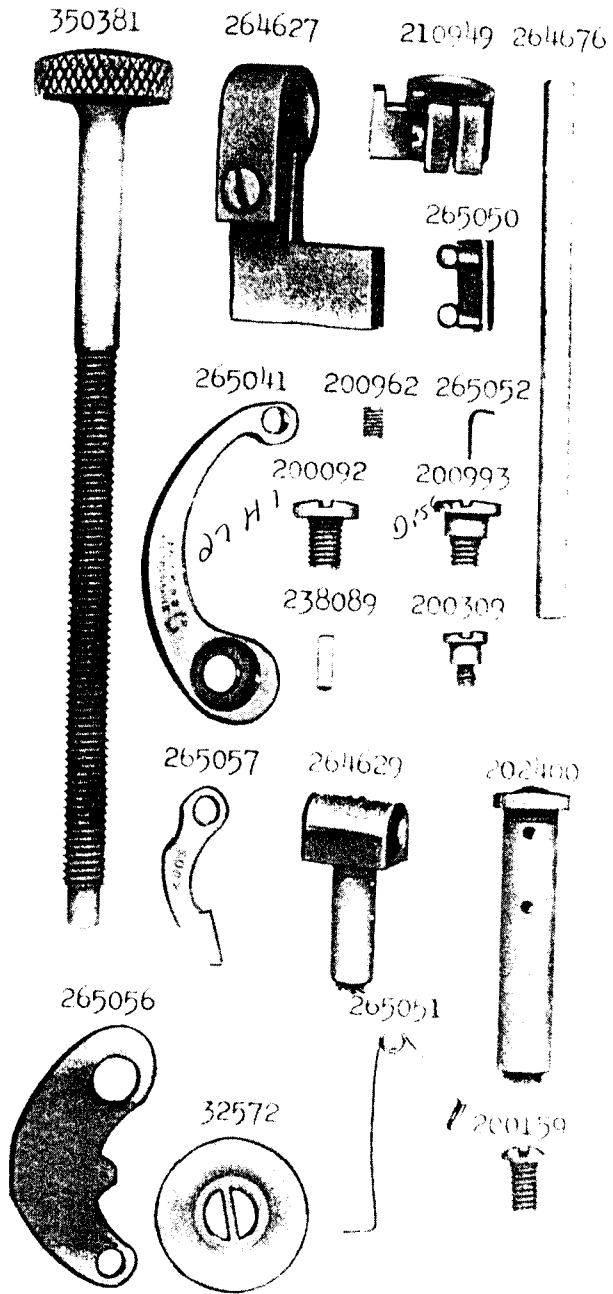


PLATE 16117 - ONE-FOURTH SIZE

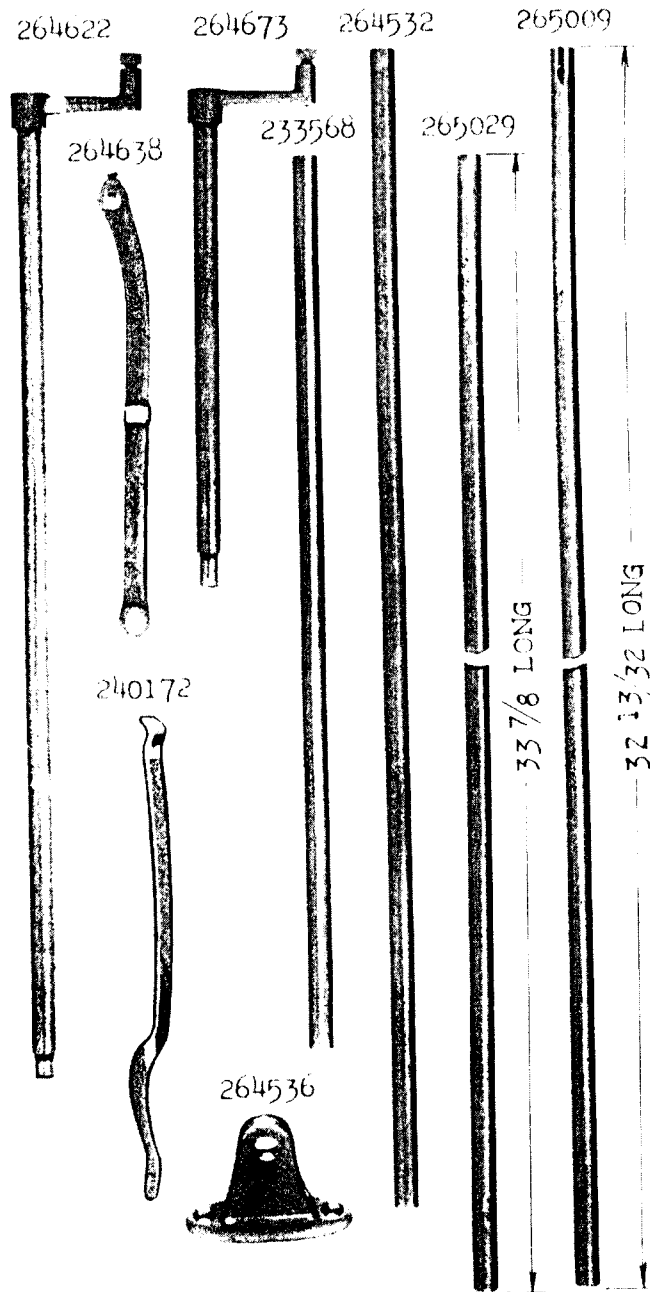


PLATE 16118 - FULL SIZE

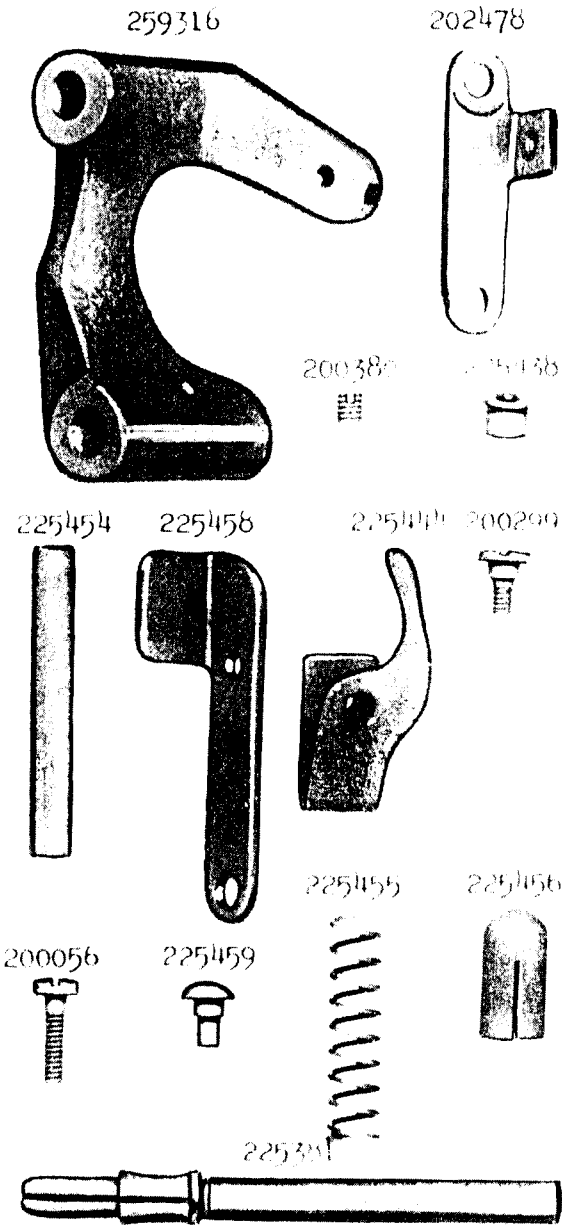


PLATE 16119 - FULL SIZE

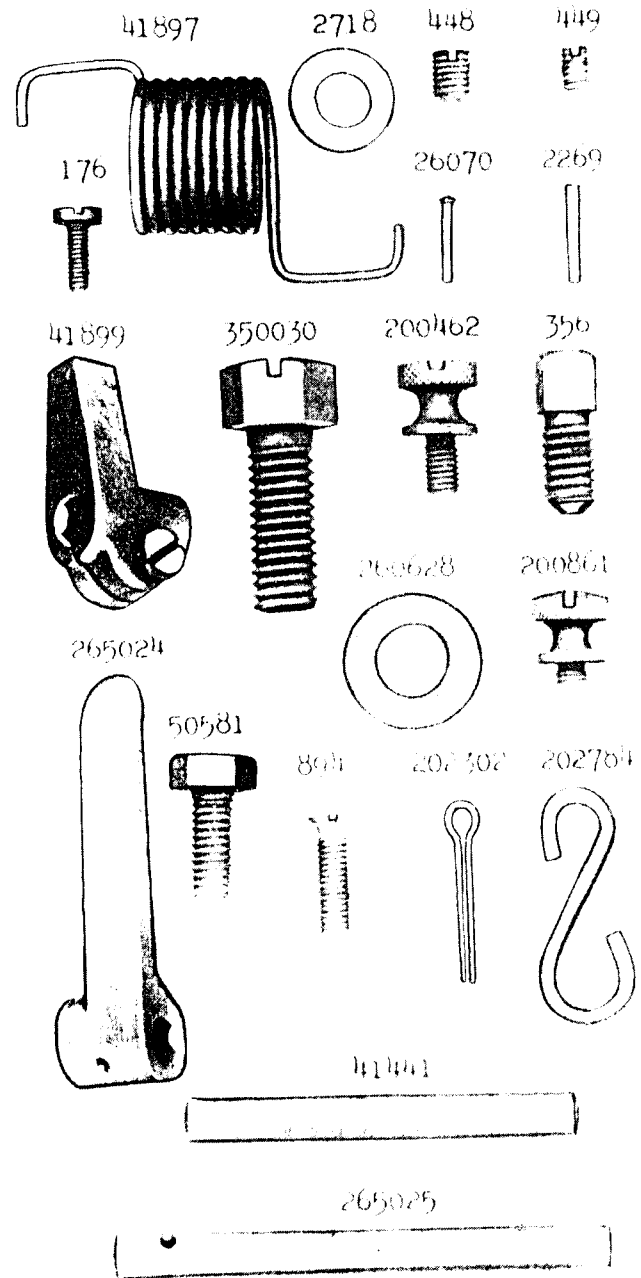


PLATE 16120 - ONE-FOURTH SIZE

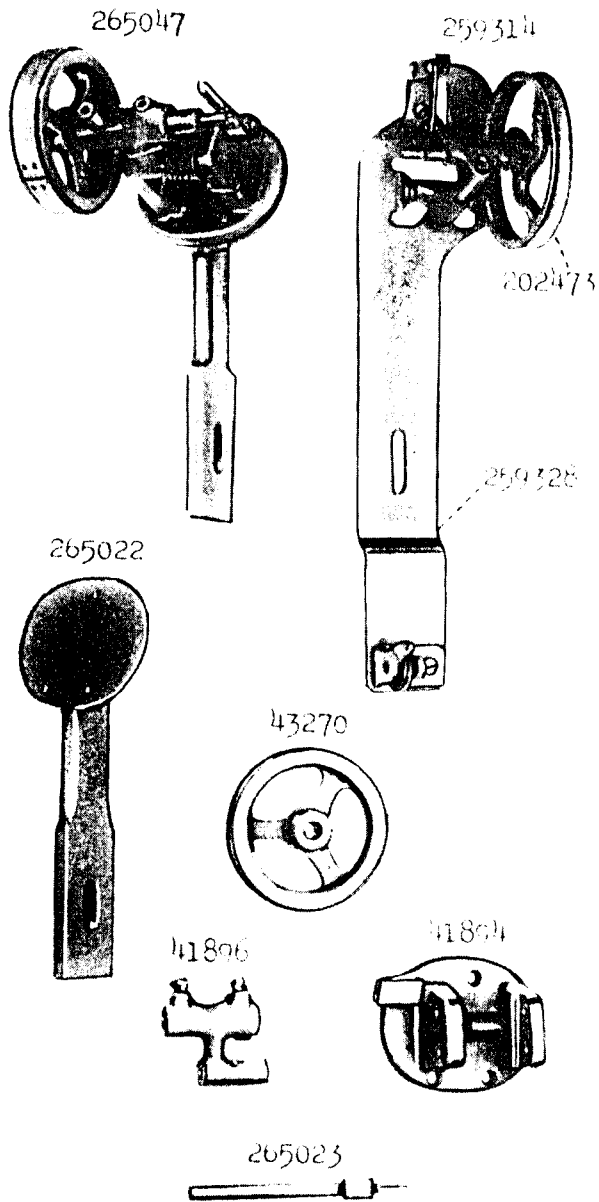


PLATE 16121 - ONE-FOURTH SIZE

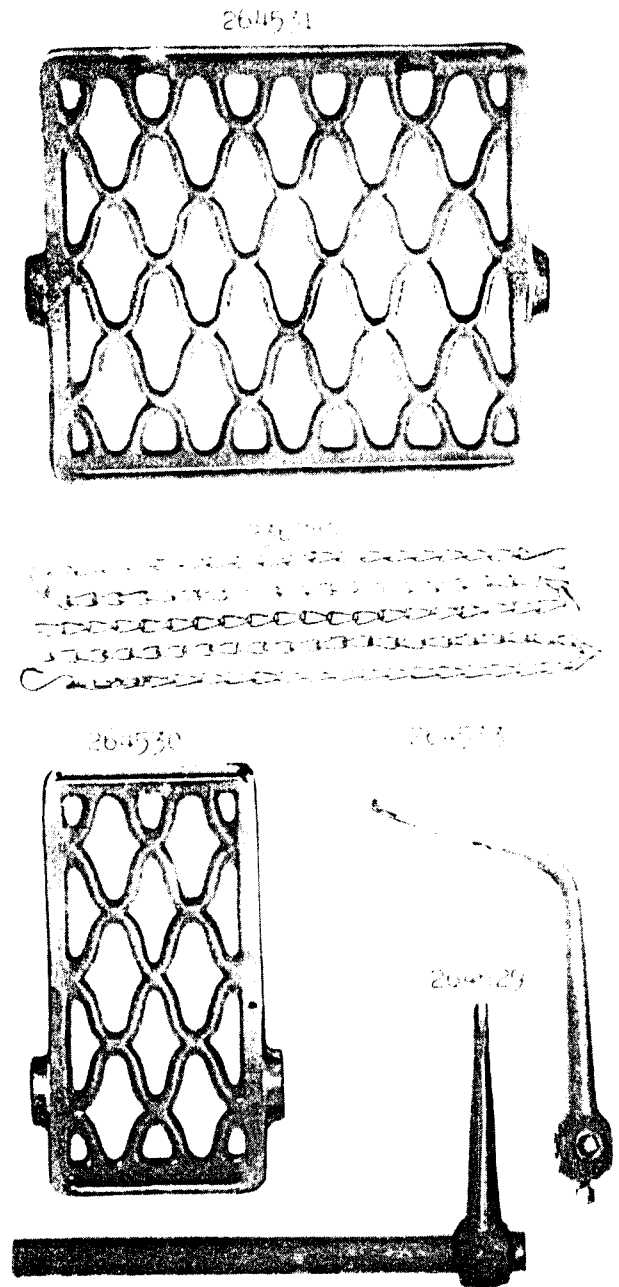


PLATE 16153 - ONE-HALF SIZE

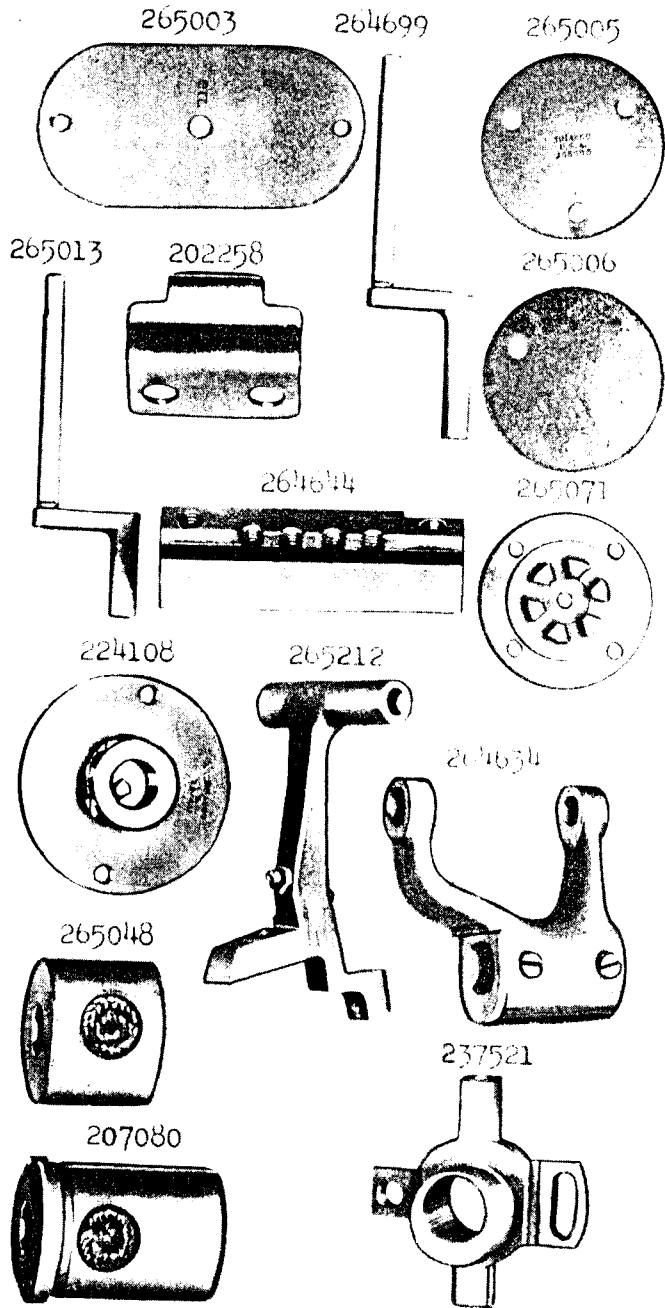


PLATE 16154 - ONE-FOURTH SIZE




PLATE 16157 - ONE-SIXTH SIZE




PLATE 16158 - ONE-FOURTH SIZE

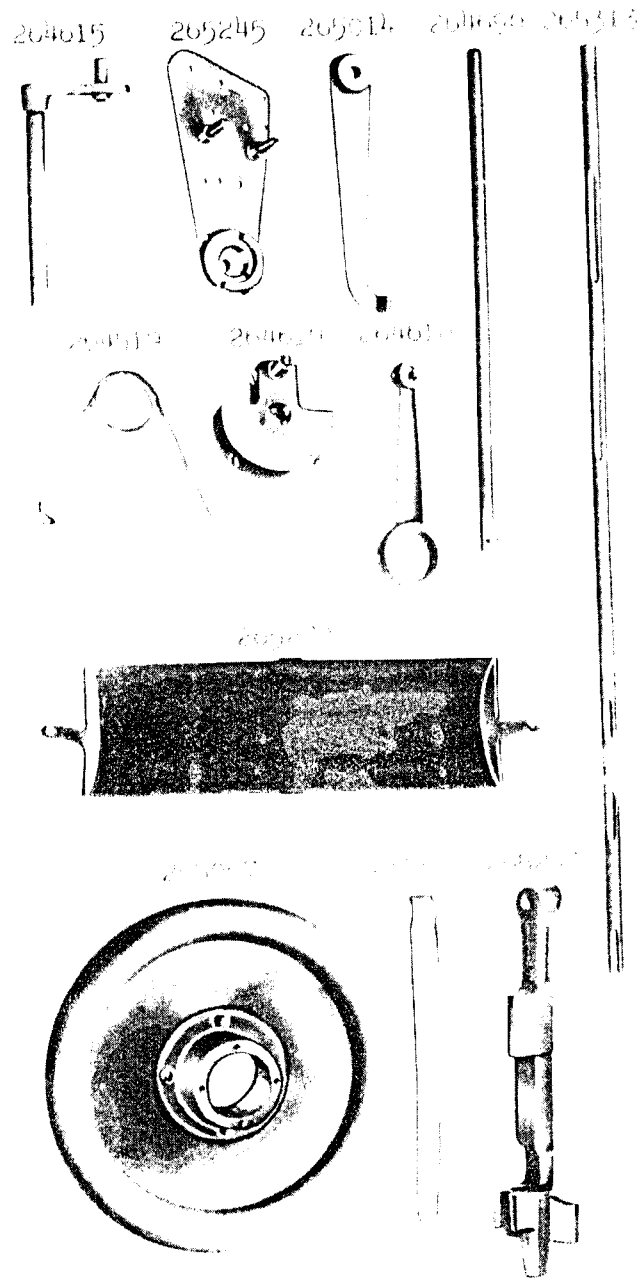


PLATE 16159 - ONE-HALF SIZE

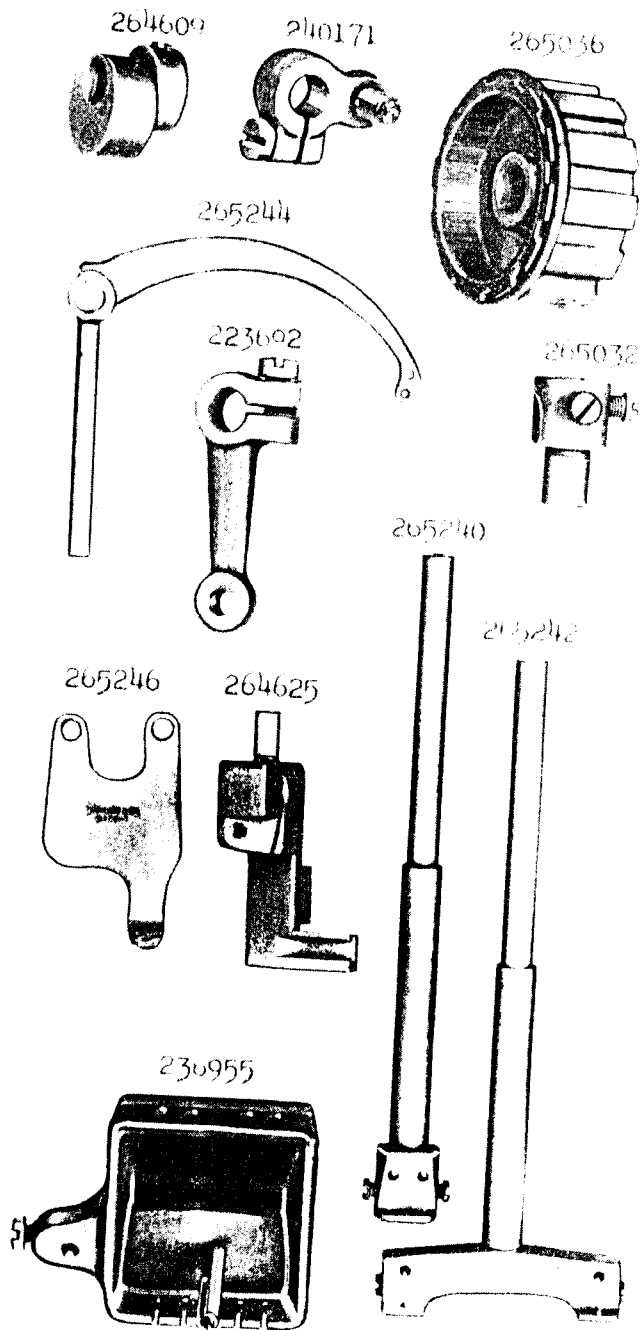


PLATE 16160 - FULL SIZE

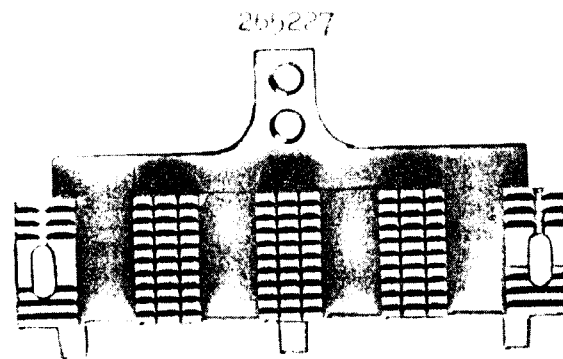
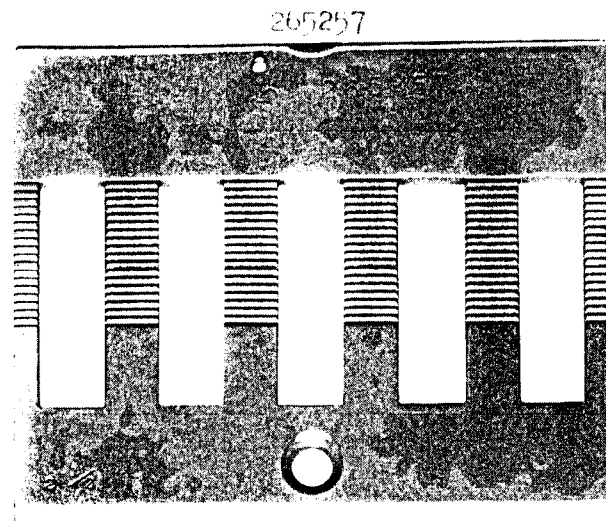




PLATE 16161 - FULL SIZE

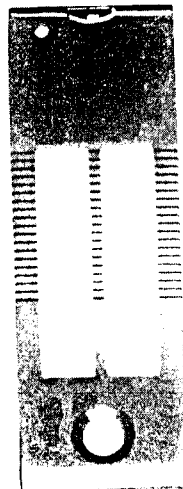
265256




265226




265254




265253




265255



265225



265257



265258


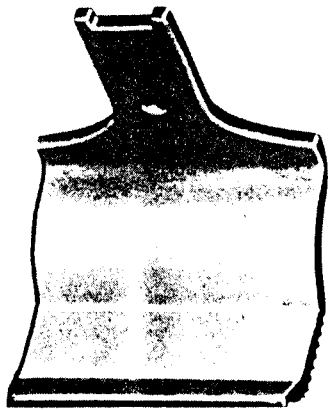


PLATE 16163 - FULL SIZE


265236



265239



265238



265237





PLATE 16164 - FULL SIZE


265267



265266



265268



265269




PLATE 16165 - ONE-FOURTH SIZE

